

489849889,2018-11-07 21:58:05.198000,759,79  
 489849890,2018-11-07 21:58:05.989000,791,75  
 489849891,2018-11-07 21:58:06.781000,792,75  
 489849892,2018-11-07 21:58:07.572000,791,75  
 489849893,2018-11-07 21:58:08.331000,759,79  
 489849894,2018-11-07 21:58:09.059000,728,82  
 489849895,2018-11-07 21:58:09.796000,737,81

Entwickelt für:

**spikee**


Entwickelt von:

Patrick Eichhorn

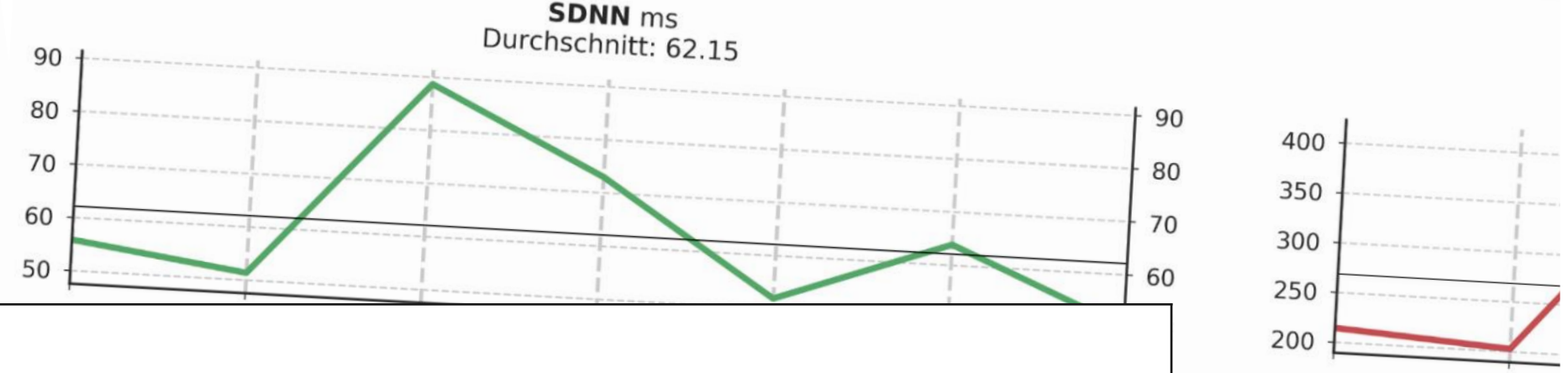
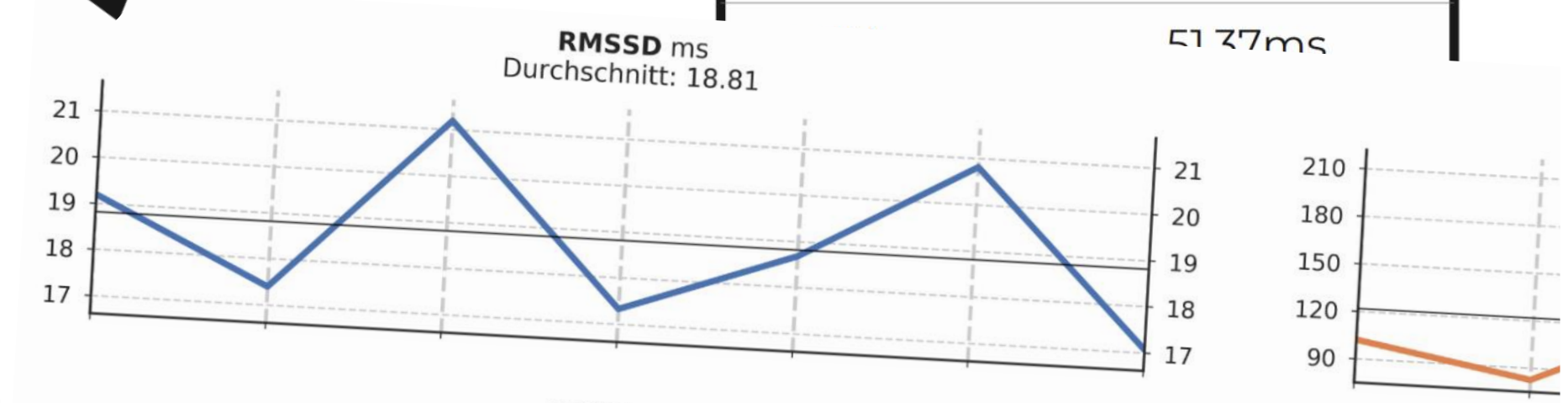
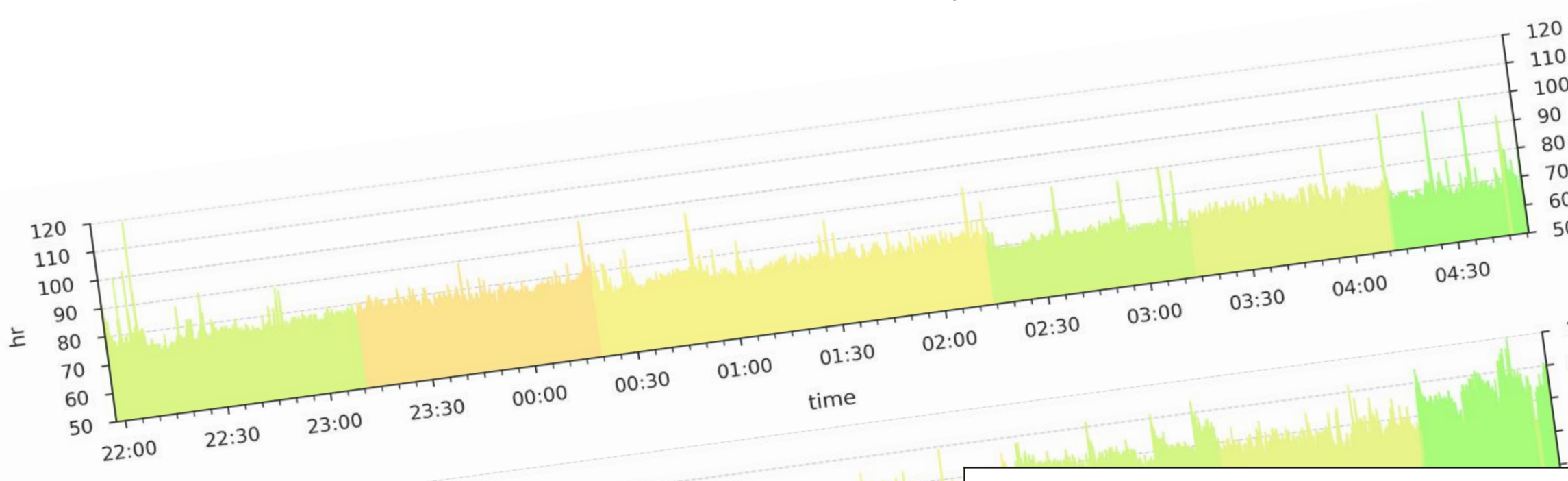
Max Quintel


Aaron Weißler-Krux

# VISUALISIERUNG VON EKG-AUFZEICHNUNGEN



<b>07.11.2018 - 08.11.2018</b>	
21:57 Uhr bis 04:50 Uhr	
HR Mean	71.98bpm
RMSSD	17.4ms





Max Mustermann  
Erhebungsdatum: 07.11.2018

Startzeit: 21:57 Uhr  
Endzeit: 04:50 Uhr  
Dauer: 6h 53m

### HRV-PARAMETER DER SEGMENTE

SEGMENT 1 (21:57-23:10)	SEGMENT 2 (23:10-00:19)	SEGMENT 3 (00:19-02:14)
HR Mean: 74.5 bpm	HR Mean: 76.02 bpm	HR Mean: 72.32 bpm
RMSSD: 18.97 ms	RMSSD: 11.86 ms	RMSSD: 14.64 ms
SDNN: 33.36 ms	SDNN: 28.28 ms	SDNN: 36.23 ms
pNN50: 13%	pNN50: 0.11%	pNN50: 0.22%

